

## Other flap fittings

- Upward opening flap fitting
- Lift

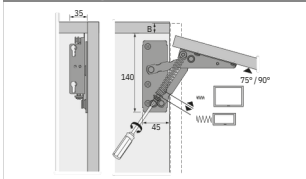
### Lift



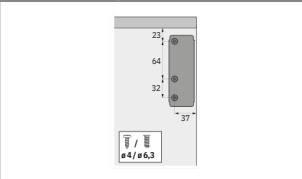
- For wooden fronts or framed wooden fronts
- Hole line application for fast, easy installation in system 32
- Flap dimensions: height 200 - 500 mm / width 300 - 1000 mm
- Steel nickel plated

Opening angle °	Spring force N	Max. flap weight kg	Order no.	PU
75	80 - 220 N	4,6	<b>0 040 921</b>	1/10 pair
90	80-220 N	4,6	<b>0 010 921</b>	1/10 pair
90	180 N	3,3	<b>0 079 389</b>	1/10 pair

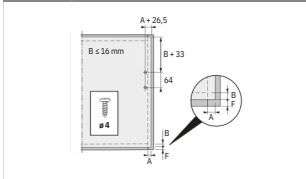
### Flap and opening dimensions



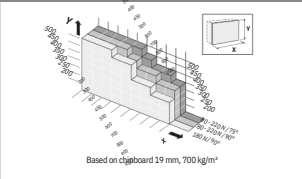
### Cabinet body drilling pattern



### Flap drilling pattern



### Application



hettich.com/short/492823